



Progression in Working Scientifically Skills

This document shows how the working scientifically statements from the science National Curriculum for England are linked and built on across Lower and upper Key Stage 2.

To highlight the links, the working scientifically skills statements are grouped under the following broader skills definitions.

- Asking questions and recognising that they can be answered in different ways
 - Making observations and taking measurements
 - Engaging in practical enquiry to answer questions
 - Recording and presenting evidence
 - Evaluating and raising further questions and predictions
 - Communicating their findings.

The working scientifically statements from the science National Curriculum for England are presented in **purple and bold**. The bullet points that follow each statement are additional guidance that clarifies the expectations.



Asking questions and recognising that they can be answered in different ways

Year 3 & 4

Asking relevant questions and using different types of scientific enquiries to answer them

- Children consider their prior knowledge when asking questions.
- They independently use a range of question stems.
- Where appropriate, they answer these questions.
- The children answer questions posed by the teacher.
- Given a range of resources, children decide for themselves how to gather evidence to answer the question.
- They recognise when secondary sources can be used to answer questions that cannot be answered through practical work.
- They identify the type of enquiry that they have chosen to answer their question.

Year 5 & 6

Planning different types of scientific enquiries to answer questions, including recognising and controlling variables where necessary

- Children independently ask scientific questions. - This may be stimulated by a scientific experience or involve asking further questions based on their developed understanding following an enquiry.
- Given a wide range of resources the children decide for themselves how to gather evidence to answer a scientific question.
- They choose a type of enquiry to carry out and justify their choice.
- They recognise how secondary sources can be used to answer questions that cannot be answered through practical work.



Making observations and taking measurements

Year 3 & 4

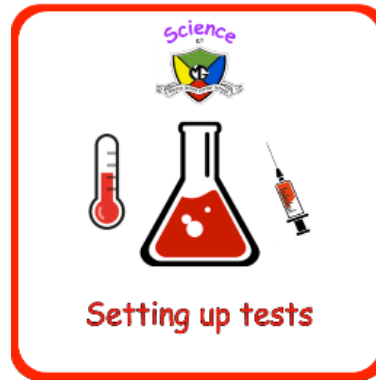
Making systematic and careful observations and, where appropriate, taking accurate measurements using standard units, using a range of equipment, including thermometers and data loggers.

- The children make systematic and careful observations.
- They use a range of equipment for measuring length, time, temperature and capacity.
- They use standard units for their measurements.

Year 5 & 6

Taking measurements, using a range of scientific equipment, with increasing accuracy and precision, taking repeat readings when appropriate

- The children select measuring equipment to give the most precise results e.g. ruler, tape measure or trundle wheel, force meter with a suitable scale.
- During an enquiry, they make decisions e.g. whether they need to: take repeat readings (fair testing); increase the sample size (pattern seeking); adjust the observation period and frequency (observing over time); or check further secondary sources (researching); in order to get accurate data (closer to the true value)



Engaging in practical enquiry to answer questions

Year 3 & 4

Setting up simple practical enquiries, comparative and fair tests

- The children select from a range of practical resources to gather evidence to answer questions generated by themselves or the teacher.
- They follow their plan to carry out: observations and tests to classify; comparative and simple fair tests; observations over time; and pattern seeking.


A **comparative test** is performed by changing a variable that is qualitative e.g. the type of material, shape of the parachute. This leads to a ranked outcome.

A **fair test** is performed by changing a variable that is quantitative e.g. the thickness of the material or the area of the canopy. This leads to establishing a causative relationship

Year 5 & 6

Planning different types of scientific enquiries to answer questions, including recognising and controlling variables where necessary

- The children select from a range of practical resources to gather evidence to answer their questions. They carry out fair tests, recognising and controlling variables. They decide what observations or measurements to make over time and for how long. They look for patterns and relationships using a suitable sample.



Recording and presenting evidence

Year 3 & 4

Gathering, recording, classifying and presenting data in a variety of ways to help in answering questions

Recording findings using simple scientific language, drawings, labelled diagrams, keys, bar charts, and tables

- The children sometimes decide how to record and present evidence. They record their observation e.g. using photographs, videos, pictures, labelled diagrams or writing. They record their measurements e.g. using tables, tally charts and bar charts (given templates, if required, to which they can add headings). They record classifications e.g. using tables, Venn diagrams, Carroll diagrams.
- Children are supported to present the same data in different ways in order to help with answering the question.

Year 5 & 6

Recording data and results of increasing complexity using scientific diagrams and labels, classification keys, tables, scatter graphs, bar and line graphs

- The children decide how to record and present evidence. They record observations e.g. using annotated photographs, videos, labelled diagrams, observational drawings, labelled scientific diagrams or writing. They record measurements e.g. using tables, tally charts, bar charts, line graphs and scatter graphs. They record classifications e.g. using tables, Venn diagrams, Carroll diagrams and classification keys.
- Children present the same data in different ways in order to help with answering the question.



Evaluating and raising further questions and predictions

Year 3 & 4

Using results to draw simple conclusions, make predictions for new values, suggest improvements and raise further questions

- They identify ways in which they adapted their method as they progressed or how they would do it differently if they repeated the enquiry.

Year 5 & 6

Reporting and presenting findings from enquiries, including conclusions, causal relationships and explanations of and degree of trust in results, in oral and written forms such as displays and other presentations

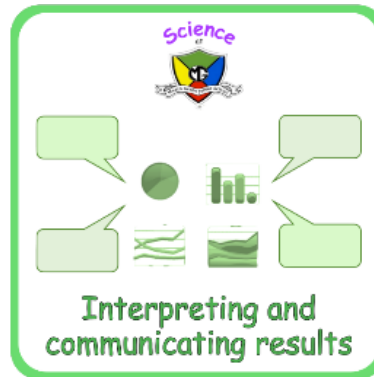
They evaluate, for example, the choice of method used, the control of variables, the precision and accuracy of measurements and the credibility of secondary sources used.
They identify any limitations that reduce the trust they have in their data.

Using results to draw simple conclusions, make predictions for new values, suggest improvements and raise further questions

- Children use their evidence to suggest values for different items tested using the same method e.g. the distance travelled by a car on an additional surface.
- Following a scientific experience, the children ask further questions which can be answered by extending the same enquiry.

Using test results to make predictions to set up further comparative and fair tests

- Children use the scientific knowledge gained from enquiry work to make predictions they can investigate using comparative and fair tests.



Communicating their findings

Year 3 & 4

Reporting on findings from enquiries, including oral and written explanations, displays or presentations of results and conclusions

- They communicate their findings to an audience both orally and in writing, using appropriate scientific vocabulary.

Using straightforward scientific evidence to answer questions or to support their findings

- Children answer their own and others' questions based on observations they have made, measurements they have taken or information they have gained from secondary sources. The answers are consistent with the evidence.

Year 5 & 6

Reporting and presenting findings from enquiries, including conclusions, causal relationships and explanations of and degree of trust in results, in oral and written forms such as displays and other presentations

- They communicate their findings to an audience using relevant scientific language and illustrations.

Identifying scientific evidence that has been used to support or refute ideas or arguments

- Children answer their own and others' questions based on observations they have made, measurements they have taken or information they have gained from secondary sources. When doing this, they discuss whether other evidence e.g. from other groups, secondary sources and their scientific understanding, supports or refutes their answer.
- They talk about how their scientific ideas change due to new evidence that they have gathered.
- They talk about how new discoveries change scientific understanding.



Progression in Working Scientifically Skills

Identifying differences, similarities or changes related to simple scientific ideas and processes

- Children interpret their data to generate simple comparative statements based on their evidence. They begin to identify naturally occurring patterns and causal relationships.

Using results to draw simple conclusions, make predictions for new values, suggest improvements and raise further questions

- They draw conclusions based on their evidence and current subject knowledge

Reporting and presenting findings from enquiries, including conclusions, causal relationships and explanations of and degree of trust in results, in oral and written forms such as displays and other presentations

- In their conclusions, children: identify causal relationships and patterns in the natural world from their evidence; identify results that do not fit the overall pattern; and explain their findings using their subject knowledge.